

# At A Glance: CITY OF COLUMBIA

At the heart of South Carolina in the Central SC Region is the capital city of Columbia. The economic hub of the state, Columbia has transformed over the years from a textile manufacturing destination to a vibrant metropolis with a diverse economy. Supported by a network of growth agents, including government, economic and educational bodies, the city is geared for helping existing industries thrive and new enterprises gain steam. With its upward growth trend, Columbia is a new hotbed of talent, attracting a mix of younger and experienced workers eager to push Columbia to the next level.



## INFRASTRUCTURE

The Central SC Region is home to four major interstates, all easily accessible throughout the region: I-20, I-26, I-77, I-95. These interstates make for smooth travel when commuting to the region's major airport and the state's major port.



These interstates congregate around the City of Columbia, providing easy access in and out of the city with direct routes to Charlotte, NC and the Port of Charleston.



80 miles  
E



Columbia Metropolitan Airport (CAE): 15 minute drive from the heart of Columbia, it features a UPS air hub and Foreign Trade Zone 127; Jim Hamilton - L.B. Owens Airport (CUB): located within the city.



Port of Charleston: 110 miles away; nationally recognized as one of the most efficient and effective ports New Hugh Leatherman Terminal opened in 2021 to accommodate larger neo-Panamax vessels.



Rail system served by Norfolk Southern and CSX.

## 60-MINUTE DRIVE TIME POPULATION

1,037,598

2020 Census

1,060,843

2023 Estimate

1,079,425

2028 Forecast

78.8%

Age 15+  
2023 Estimate

82.3%

Age 18+  
2023 Estimate

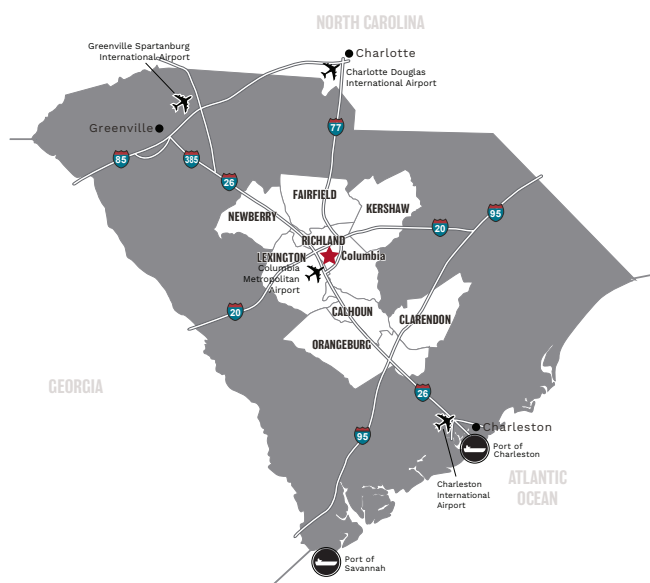
91.5%

HS Diploma/CED & higher  
Age 25+, 2023 Estimate

34.4%

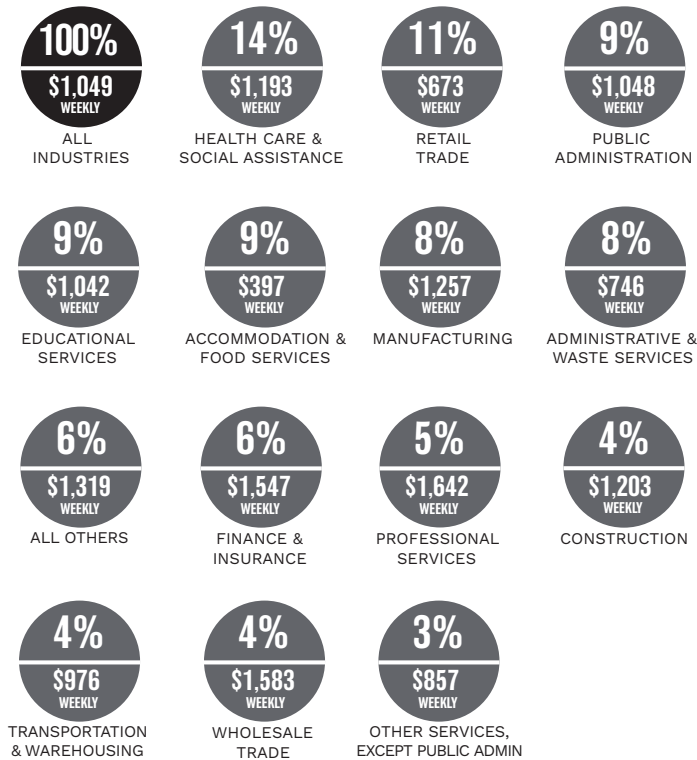
Bachelor's Degree & higher  
Age 25+, 2023 Estimate

Source: US Census Bureau, Census 2010 Summary File 1. Esri forecasts for 2023 and 2028.



**Central/SC**  
Business Friendly. Business Ready.

## EXISTING INDUSTRY



Source: Bureau of Labor Statistics, QCEW 2022, Columbia MSA

## EMPLOYMENT: January 2024

Labor Force:  
59,399

Unemployment Rate:  
3.80%

Per Capita Income:  
\$53,286



Employment:  
57,171

Unemployment:  
2,228

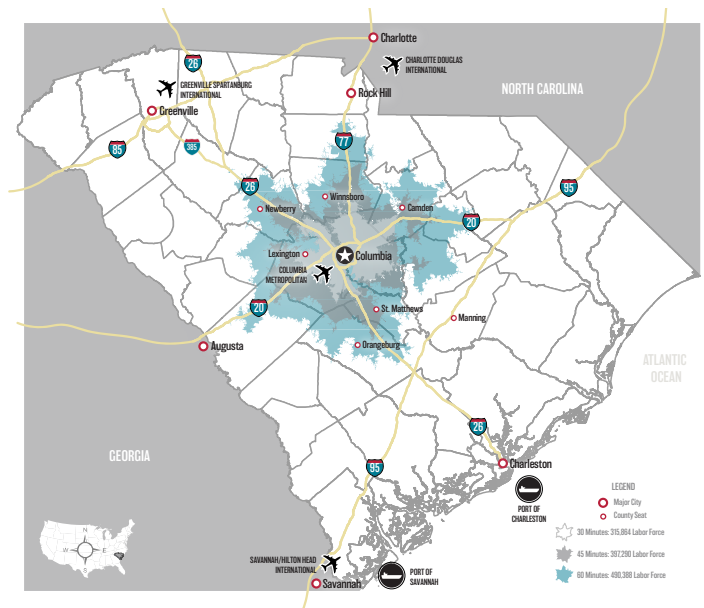
Source: US Bureau of Labor Statistics

## TOP PRIVATE EMPLOYERS

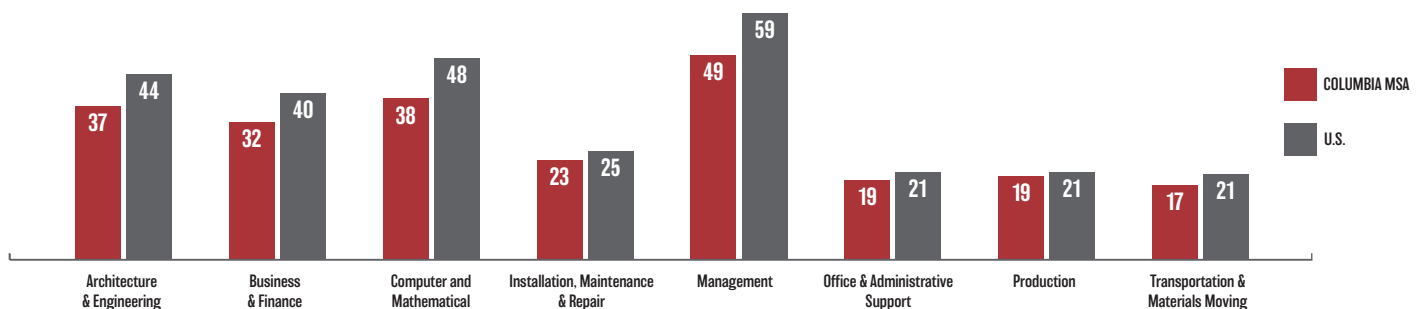
COMPANY	EMPLOYEES
Prisma Health Midlands	15,000
AT&T	2,100
MUSC Health	1,625
Allied Universal Security	1,200
AgFirst Farm Credit Bank	1,151
Truist Bank	950
Colonial Life & Accident Insurance	872
Wells Fargo Bank	800
Burr Forman	720
First Citizens Bank & Trust	612
Aflac	572
Aramark	540

Source: Central SC records and Reference USA

## DRIVE TIME LABOR FORCE



## HOURLY WAGES FOR SELECT OCCUPATIONS



Source: Lightcast, Occupation Table, Average Hourly Earnings, 2022-2023; rounded to lesser whole number