

At A Glance:



CITY OF COLUMBIA

Formed by the South Carolina General Assembly in 1786, the City of Columbia, South Carolina is one of Colonial America's most significant early settlements. Columbia has transformed from its deep roots in textile manufacturing to a bustling metropolis with a diverse economy composed of advanced manufacturing, healthcare, technology, shared services, logistics, and energy. Columbia is business ready, with two sites and a variety of buildings across 125 square miles of business friendly soil.

INFRASTRUCTURE

The Central SC Region is home to four major interstates, all easily accessible throughout the region: I-20, I-26, I-77, I-95. These interstates make for smooth travel when commuting to the region's major airport and the state's major port.



These interstates congregate around the City of Columbia, providing easy access in and out of the city with direct routes to Charlotte, NC and the Port of Charleston.



80 miles
E



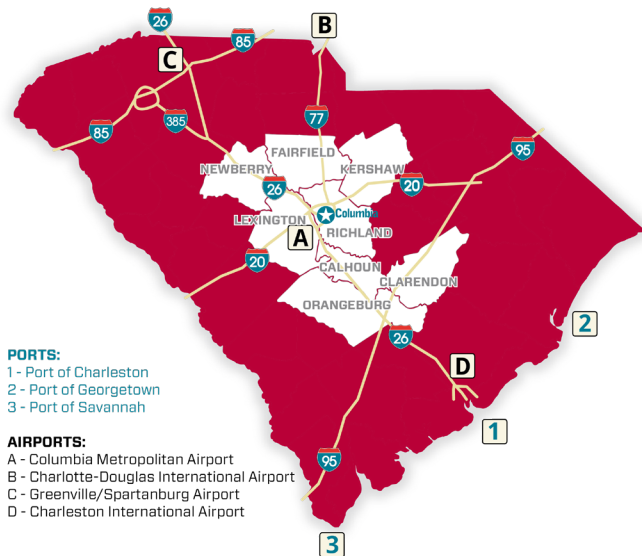
Columbia Metropolitan Airport (CAE): 15 minute drive from the heart of Columbia, it features a UPS air hub and Foreign Trade Zone 127; Jim Hamilton - L.B. Owens Airport (CUB): located within the city.



Port of Charleston: 110 miles away; nationally recognized as one of the most efficient and effective ports. Deepening to 52' underway to accommodate larger post-Panamax ships.



Rail system served by Norfolk Southern and CSX.

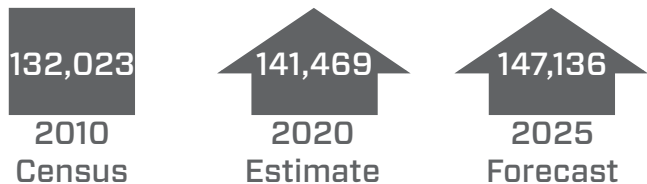


PORTS:
1 - Port of Charleston
2 - Port of Georgetown
3 - Port of Savannah

AIRPORTS:
A - Columbia Metropolitan Airport
B - Charlotte-Douglas International Airport
C - Greenville/Spartanburg Airport
D - Charleston International Airport

COUNTY POPULATION

US Census & Forecasting



60 Minute Drive Time Estimate (2020): 1,029,811

2020 Estimate Age 15+: 82%

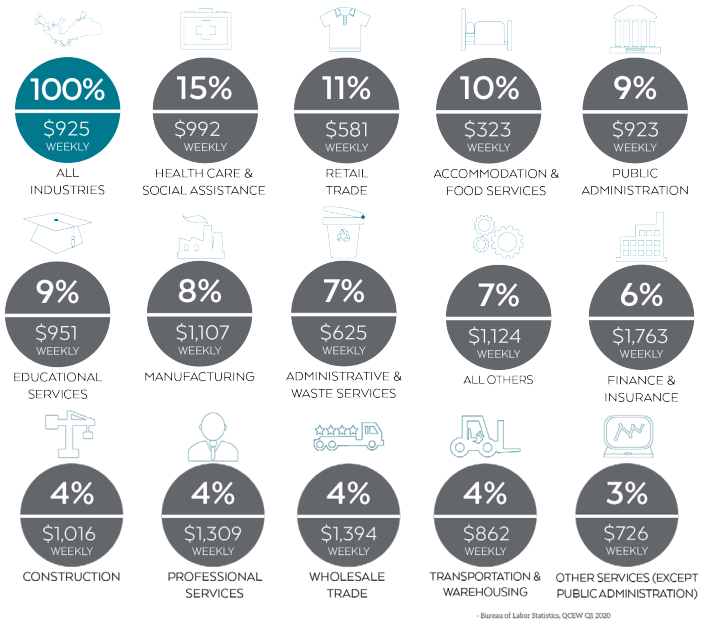
2020 Estimate Age 18+: 78.5%

Age 25+ with Bachelor's Degree or Higher: 31.3%

Source: US Census Bureau, Census 2010 Summary File 1. Esri forecasts for 2020 and 2025.



EXISTING INDUSTRY



TOP PRIVATE EMPLOYERS

COMPANY	EMPLOYEES
Prisma Health Midlands	15,000
AT&T	2,100
Providence Health	1,625
Verizon	1,445
Colonial Life & Accident Insurance	1,300
Allied Universal Security	1,200
Truist (formerly BB&T)	950
Wells Fargo Bank	870
Burr Forman McNair	732
First Citizens Bank & Trust	612
Aflac	572

Source: Central SC records and Reference USA

EMPLOYMENT March 2020

Labor Force: 59,856

Employment: 58,036

Unemployment: 1,820

Unemployment Rate: 3.0%

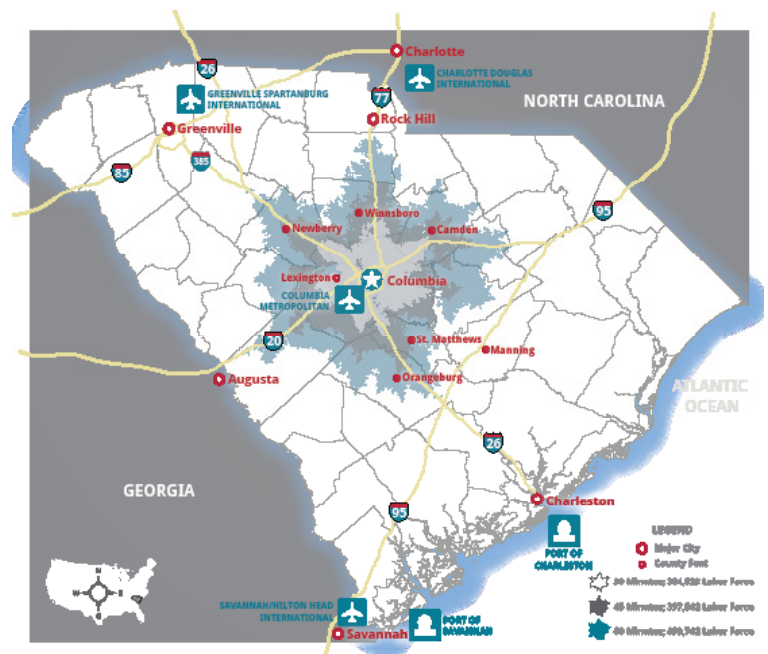
Per Capita Income (MSA): \$44,906

Annually

Year	Rate
2019	3.2%
2018	3.9%
2017	4.7%

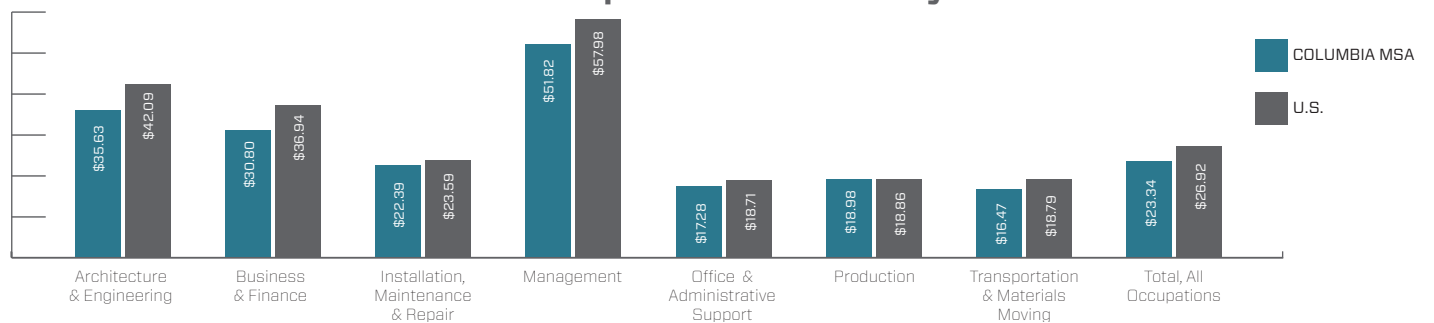
Source: US Bureau of Labor Statistics

DRIVE TIME LABOR FORCE



WAGES COMPARISON

Select Occupations: Hourly Rates



Source: EMSI, Occupation Table 2019-2020, Average Hourly Earnings