

At A Glance:

KERSHAW COUNTY



Formed in 1791, Kershaw County was named after Joseph Kershaw, an early settler. The county seat of Camden is the oldest inland city in South Carolina, full of history and culture. Kershaw County's close proximity to the state's capital, Columbia, allows it to take advantage of its highly skilled workforce, transportation infrastructure, and quality of life amenities. Kershaw County is business ready, with industrial buildings to accommodate space needs up to 81,366 square feet. Additionally, the county is home to eleven available industrial sites throughout its 726 square miles of business friendly soil.

INFRASTRUCTURE

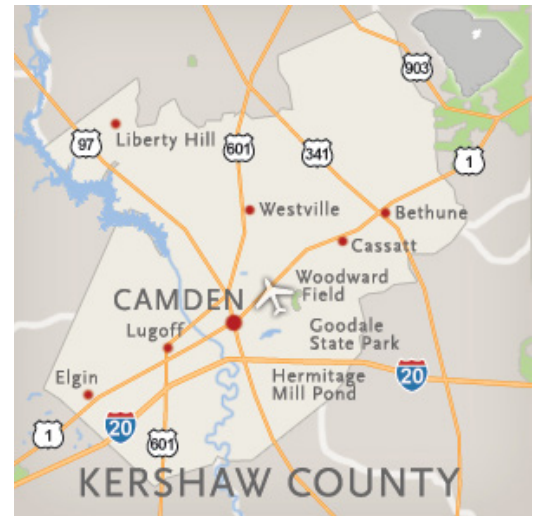
The Central SC Region is home to four major interstates, all easily accessible throughout the region: I-20, I-26, I-77, I-95. These interstates make for smooth travel when commuting to the region's major airport and the state's major port.

 Crossing east to west over the southern edge of the county, Interstate 20 connects with I-77, I-26 and I-95 just a short ways outside the county's borders.

 $\frac{26 \text{ miles}}{W}$

 $\frac{36 \text{ miles}}{W}$

 $\frac{45 \text{ miles}}{E}$



Columbia Metropolitan Airport (CAE): within a 45 minute drive, it features a UPS air hub and Foreign Trade Zone 127.



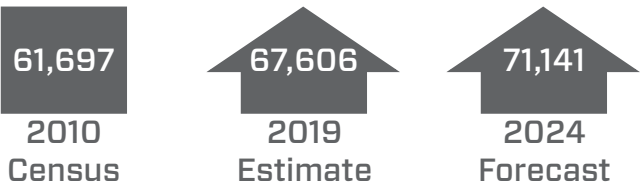
Port of Charleston: 2 hour drive; nationally recognized as one of the most efficient and effective ports. Deepening to 52' underway to accommodate larger post-Panamax ships.



Rail system served by CSX.

COUNTY POPULATION

US Census & Forecasting



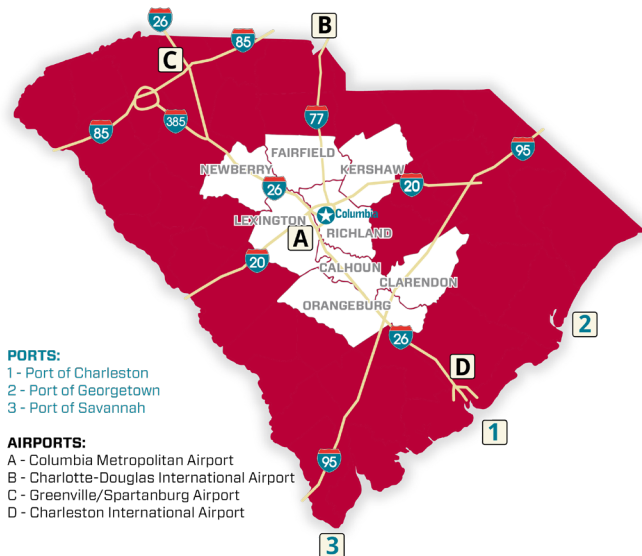
60 Minute Drive Time Estimate (2019): 1,100,503

2019 Estimate Age 15+: 81.8%

2019 Estimate Age 18+: 78.2%

Age 25+ with Bachelor's Degree or Higher: 30.3%

Source: US Census Bureau, Census 2010 Summary File 1. Esri forecasts for 2019 and 2024.

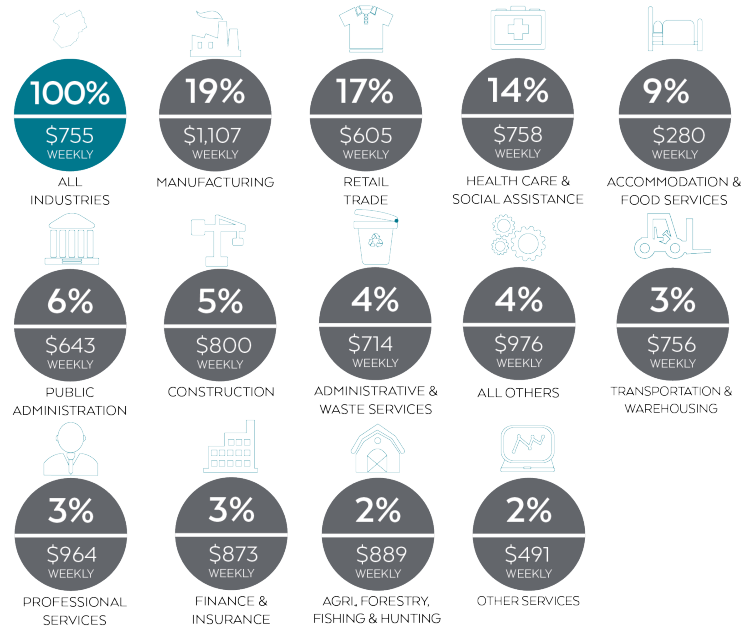


PORTS:
1 - Port of Charleston
2 - Port of Georgetown
3 - Port of Savannah

AIRPORTS:
A - Columbia Metropolitan Airport
B - Charlotte-Douglas International Airport
C - Greenville/Spartanburg Airport
D - Charleston International Airport



EXISTING INDUSTRY




TOP PRIVATE EMPLOYERS

COMPANY	EMPLOYEES
INVISTA	1,000
Target Distribution Center	850
Hengst	250
GE Appliances, A Haier Company	200
Canfor Southern Pine	177
Mancor SC Inc.	175
Cardinal Health	172
Suominen Nonwovens	146
TB Kawashima USA Inc.	140
WeylChem US	125
Cal-Maine Foods	90

Source: Central SC records and Reference USA

EMPLOYMENT December 2019



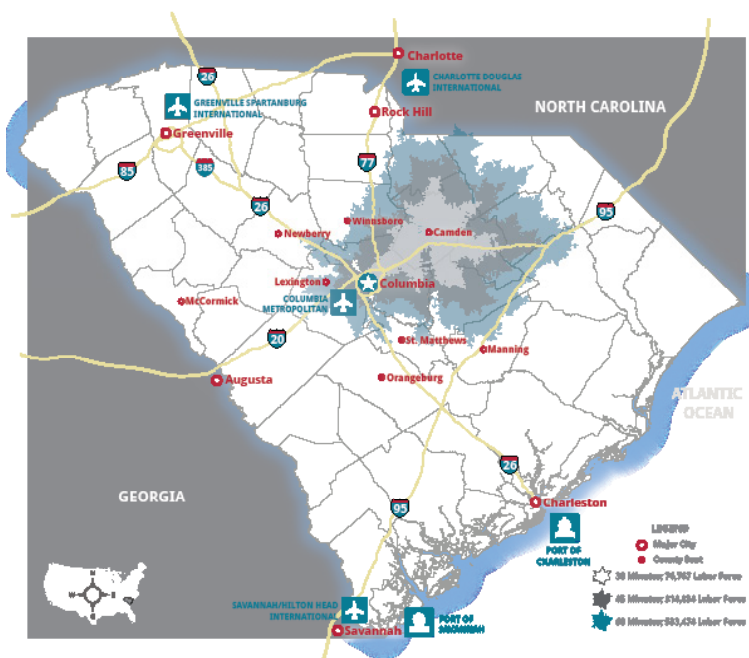
Unemployment Rate: 2.5%
Per Capita Income: \$39,842

Annually

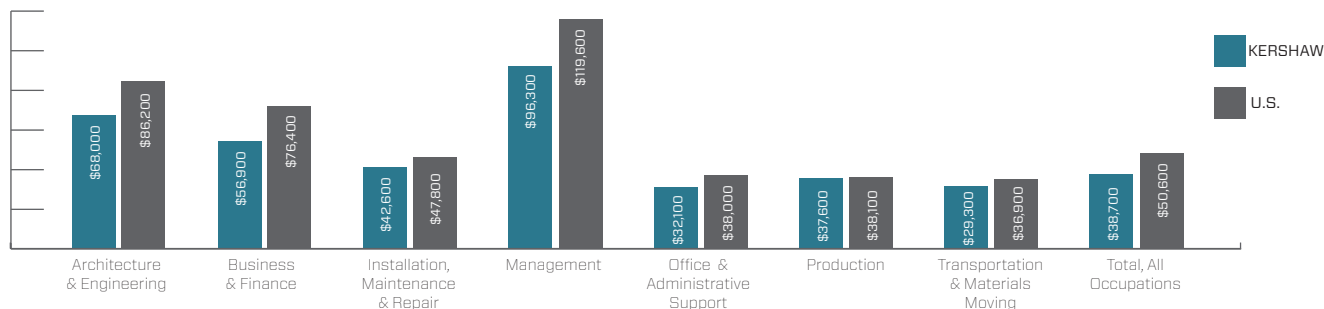
3.5%	4.5%	5.1%
2018	2017	2016

Source: US Bureau of Labor Statistics

DRIVE TIME LABOR FORCE



WAGES COMPARISON Select Occupations: Annual Rates



Source: JobsEQ, Occupation Snapshot: Av. Annual Wages, Kershaw County, SC, Q3 2018