

At A Glance: LEXINGTON COUNTY

Lexington County was formed in 1791 and is named after the battle of Lexington, Massachusetts, the first battle of the American revolution. The county's explosive population growth in recent decades can be attributed to its expanding list of diverse employers, high quality of life, and excellent school system. Boasting a variety of properties types and strategic logistics assets, Lexington County is business ready for industries seeking to combine suburban beauty and easy living with high-growth opportunities.



INFRASTRUCTURE

The Central SC Region is home to four major interstates, all easily accessible throughout the region: I-20, I-26, I-77, I-95. These interstates make for smooth travel when commuting to the region's major airport and the state's major port.



Three major interstates pass through the county, providing unparalleled east-west and north-south access.



42 miles
SE



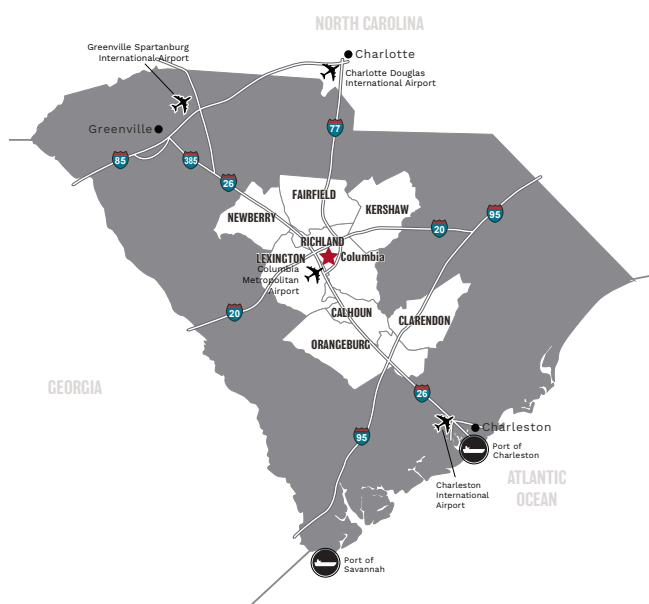
Columbia Metropolitan Airport (CAE): conveniently located within the county in the city of West Columbia, it features a UPS air hub and Foreign Trade Zone 127.



Port of Charleston: less than a 2 hour drive; nationally recognized as one of the most efficient and effective ports. New Hugh Leatherman Terminal opened in 2021 to accomodate larger neo-Panamax vessels.



Rail system served by CSX, Norfolk Southern and Amtrak.

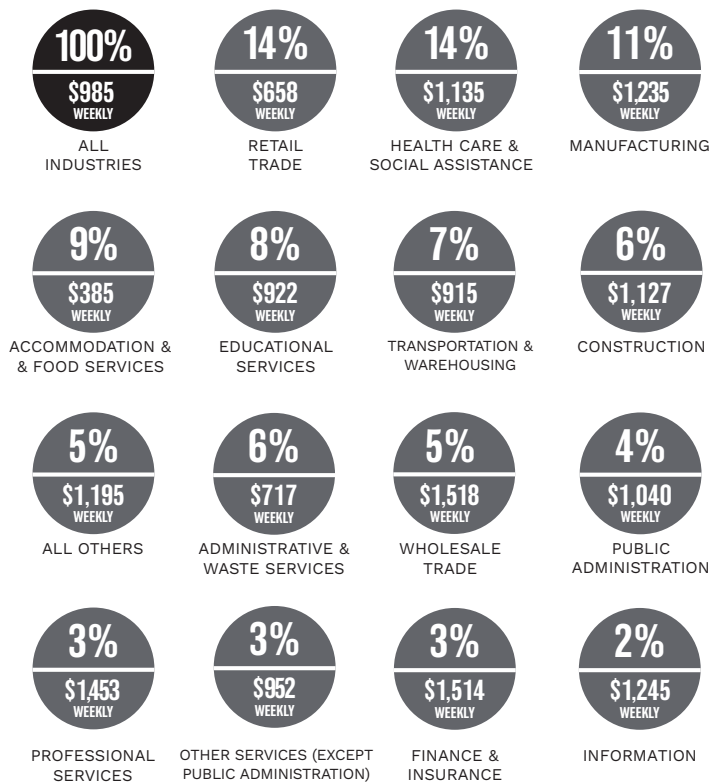


60-MINUTE DRIVE TIME POPULATION

1,094,302	1,121,888	1,143,092
2020 Census	2023 Estimate	2028 Forecast
80.7%	76.7%	
Age 15+ 2023 Estimate	Age 18+ 2023 Estimate	
91.5%	35.3%	
HS Diploma/CED & higher Age 25+, 2023 Estimate	Bachelor's Degree & higher Age 25+, 2023 Estimate	

Source: US Census Bureau, Census 2010 Summary File 1. Esri forecasts for 2023 and 2028.

EXISTING INDUSTRY



Source: Bureau of Labor Statistics, QCEW 2022

EMPLOYMENT: January 2024

Labor Force:
156,663

Unemployment Rate:
2.70%

Per Capita Income:
\$55,304



Employment:
152,425

 **Unemployment:**
4,238

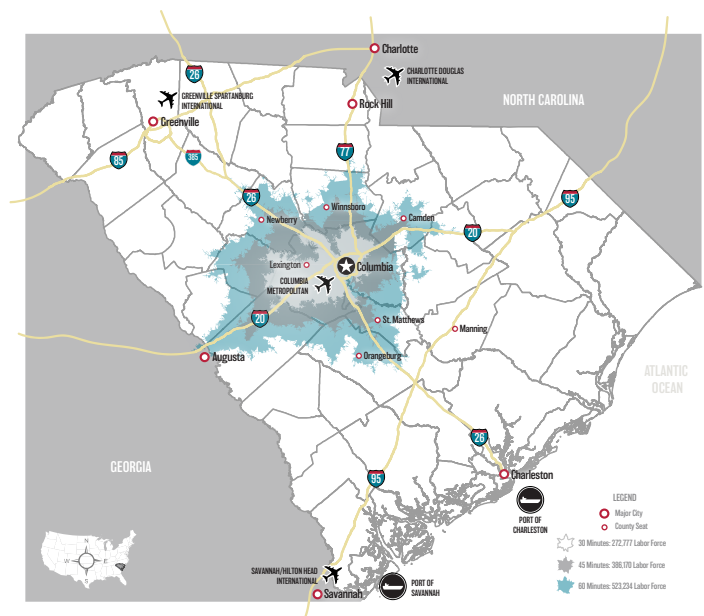
Source: Bureau of Labor Statistics

TOP PRIVATE EMPLOYERS

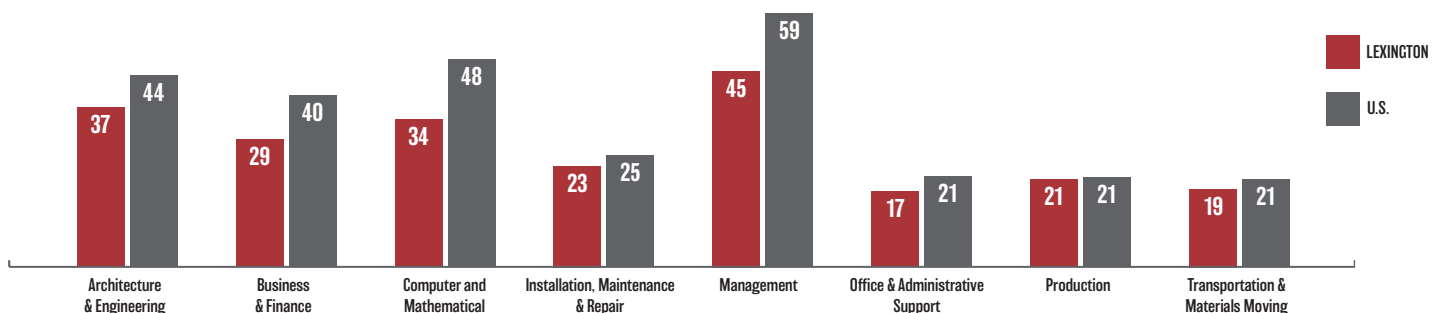
COMPANY	EMPLOYEES
Dominion Energy	3,066
Amazon.com	2,684
Michelin NA Inc. (#5 & #7)	2,240
Nephron Pharmaceuticals	2,014
UPS	1,329
Spectrum	1,100
HireRight	700
Walter P Rawl & Sons Inc.	650
Harsco Rail Technologies	567
Southeastern Freight Lines	540
Prysmian Cables & Systems	456
Shaw Industries	450

Source: Central SC records and Reference USA

DRIVE TIME LABOR FORCE



HOURLY WAGES FOR SELECT OCCUPATIONS



Source: Lightcast, Occupation Table, Average Hourly Earnings, 2022-2023; wage values have been rounded to whole dollar