

# At A Glance:


# NEWBERRY COUNTY



Newberry County was formed in 1785 as part of the Ninety Six District. As the county seat, and as one of the most vibrant cities in Newberry County, it's no wonder the City of Newberry was listed as one of Crampton's 100 Best Small Towns in America. Newberry County is business ready, with industrial buildings to accommodate businesses with space needs ranging from 3,261 to 189,600 available square feet. Additionally, the county is home to nine industrial sites throughout its 631 square miles of business friendly soil.


## INFRASTRUCTURE


The Central SC Region is home to four major interstates, all easily accessible throughout the region: I-20, I-26, I-77, I-95. These interstates make for smooth travel when commuting to the region's major airport and the state's major port.

 Interstate 26 passes through the center of the county, traveling east to west with direct access to the state's capital, Columbia.

  $\frac{22 \text{ miles}}{\text{SE}}$        $\frac{31 \text{ miles}}{\text{E}}$        $\frac{85 \text{ miles}}{\text{E}}$



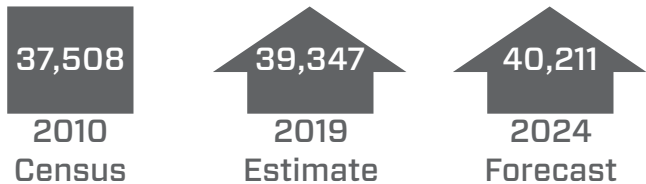
 Newberry Municipal Airport (27J): located within the county; Columbia Metropolitan Airport (CAE): 42 miles from the county, it features a UPS air hub and Foreign Trade Zone 127.

 Port of Charleston: 153 miles away; nationally recognized as one of the most efficient and effective ports. Deepening to 52' underway to accommodate larger post-Panamax ships.

 Rail system served by CSX and Norfolk Southern.

## COUNTY POPULATION

US Census & Forecasting



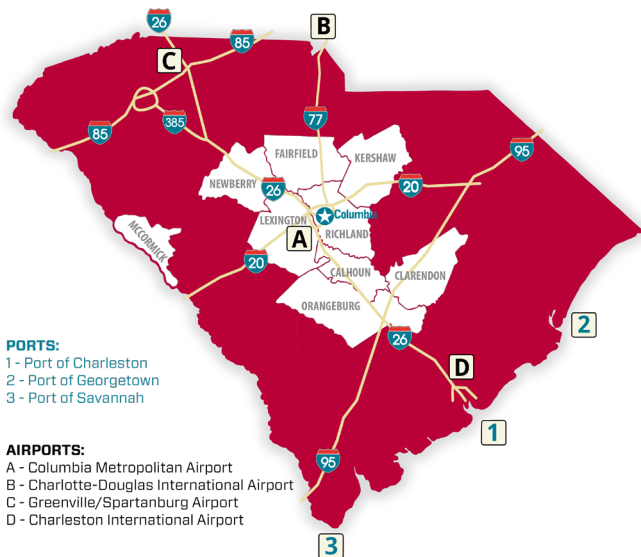
60 Minute Drive Time Estimate (2019): 1,012,089

2019 Estimate Age 15+: 82.2%

2019 Estimate Age 18+: 78.7%

Age 25+ with Bachelor's Degree or Higher: 31.5%

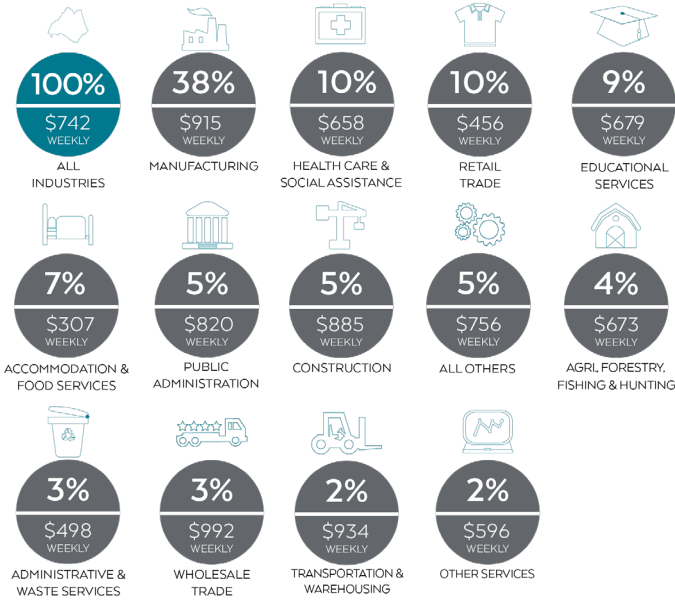
Source: US Census Bureau, Census 2010 Summary File 1. Esri forecasts for 2019 and 2024.



**PORTS:**  
1 - Port of Charleston  
2 - Port of Georgetown  
3 - Port of Savannah

**AIRPORTS:**  
A - Columbia Metropolitan Airport  
B - Charlotte-Douglas International Airport  
C - Greenville/Spartanburg Airport  
D - Charleston International Airport

# EXISTING INDUSTRY



Source: Bureau of Labor Statistics, QCEWY Q4 2018

# TOP PRIVATE EMPLOYERS

COMPANY	EMPLOYEES
Kraft-Heinz	2,700
Samsung	800
Georgia Pacific Corp.	275
Valmont	200
Pioneer Frozen Foods	160
Kiswire	150
Sea Pro Boats	150
West Fraser Timber Co. Ltd.	150
ISE America Inc.	140
Trucast	140
InSite Support Services	130

Source: Central SC records and Reference USA

## EMPLOYMENT December 2019



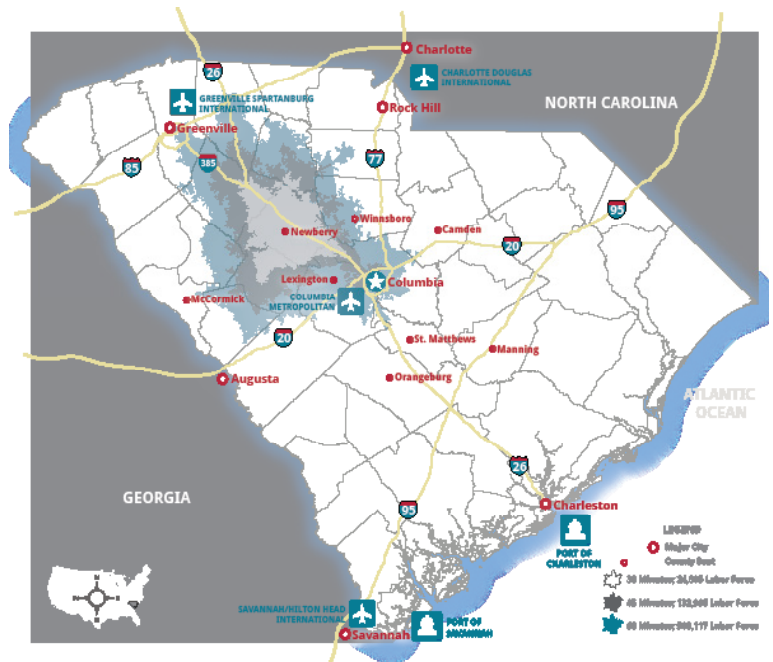
Unemployment Rate: 2.3%  
Per Capita Income: \$36,846

### Annually

3.1%	4.2%	4.4%
2018	2017	2016

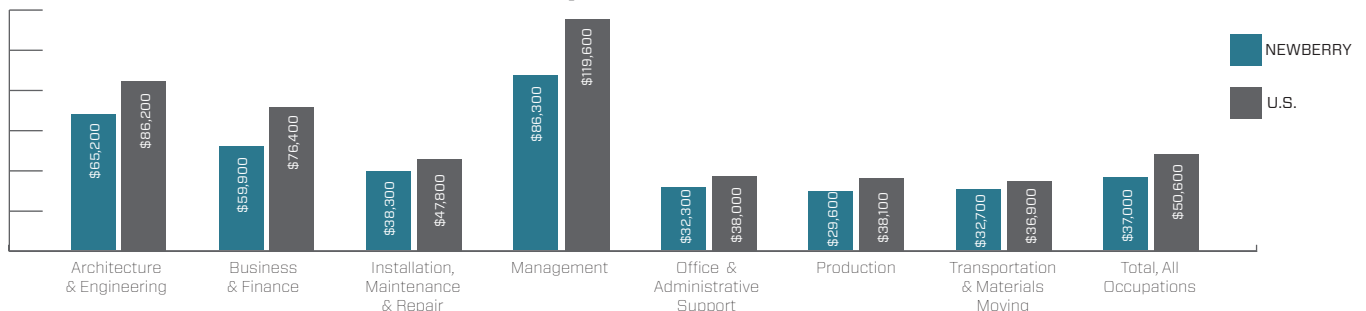
Source: US Bureau of Labor Statistics

## DRIVE TIME LABOR FORCE



## WAGES COMPARISON

### Select Occupations: Annual Rates



Source: JobsEQ, Occupation Snapshot: Av. Annual Wages, Newberry County, SC, Q3 2018