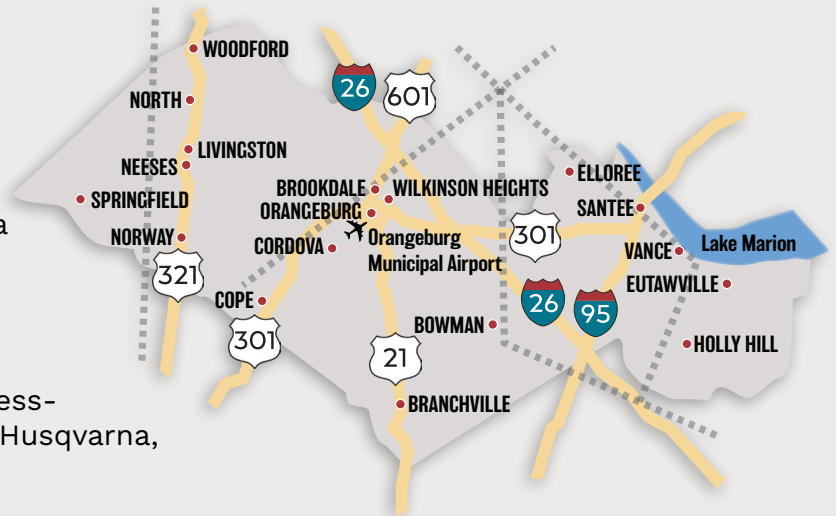


At A Glance: ORANGEBURG COUNTY

Formed in 1769 and named after William IV, Prince of Orange, Orangeburg County is the second largest South Carolina county by land mass and has the second most highway miles. The county is situated between the state's capital city of Columbia and the Port of Charleston, making it an ideal location for companies seeking logistical advantages. Globally-renowned companies and corporate headquarters are already benefiting from Orangeburg's business-friendly environment, including the likes of Husqvarna, Sigmatex and GKN Aerospace.



INFRASTRUCTURE

The Central SC Region is home to four major interstates, all easily accessible throughout the region: I-20, I-26, I-77, I-95. These interstates make for smooth travel when commuting to the region's major airport and the state's major port.



Located within the county and boast 11 interchanges providing access to more than half a dozen highways.



25 miles N



41 miles W



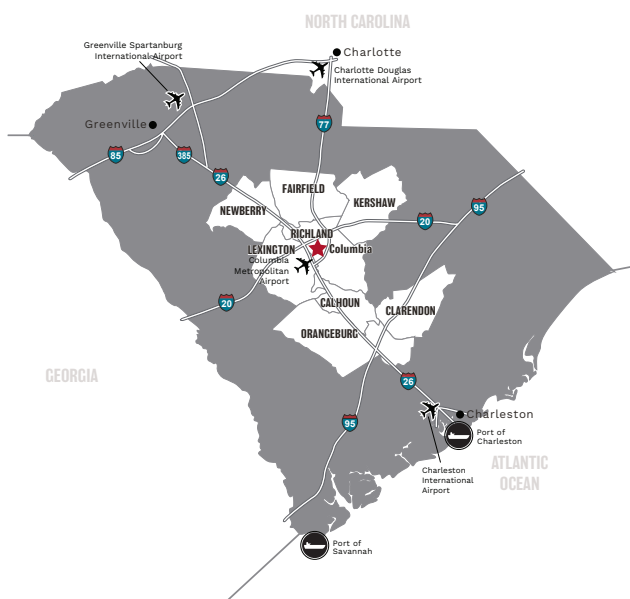
Orangeburg Municipal Airport (OGB): located within the county and has two paved runways (4,500 ft. | 5,400 ft.); Columbia Metropolitan Airport (CAE): 42 miles from the County, it features a UPS air hub and Foreign Trade Zone 127.



Port of Charleston: less than 60 minute drive; nationally recognized as one of the most efficient and effective ports. New Hugh Leatherman Terminal opened in 2021 to accomodate larger neo-Panamax vessels.



Rail system served by Norfolk Southern and CSX.



60-MINUTE DRIVE TIME POPULATION

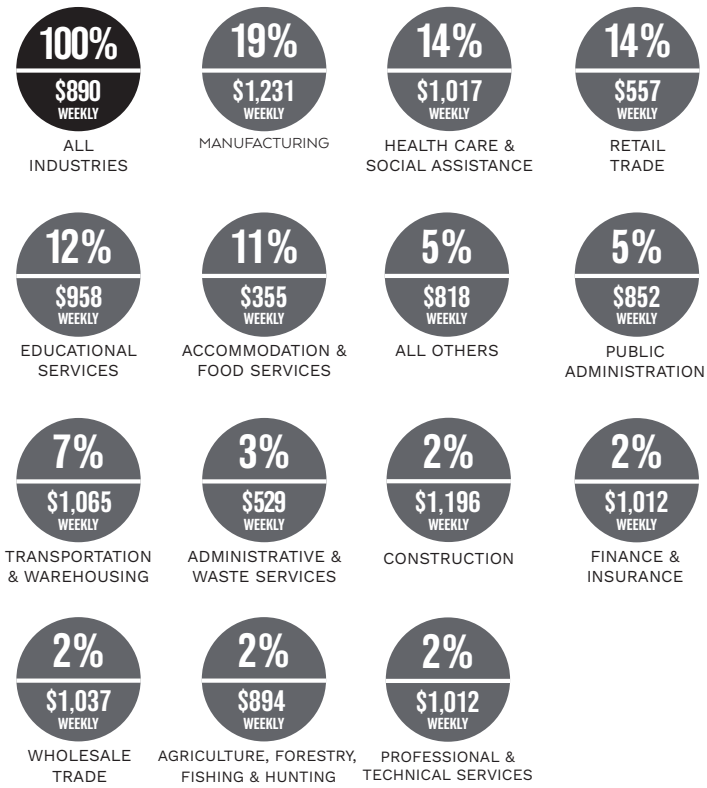
823,807	846,474	863,491
2020 Census	2023 Estimate	2028 Forecast
82.5%	79.1%	
Age 15+ 2023 Estimate	Age 18+ 2023 Estimate	
90.1%	31.5%	
HS Diploma/CED & higher Age 25+, 2023 Estimate	Bachelor's Degree & higher Age 25+, 2023 Estimate	

Source: US Census Bureau, Census 2010 Summary File 1. Esri forecasts for 2022 and 2027.



Central/SC
Business Friendly. Business Ready.

EXISTING INDUSTRY



Source: Bureau of Labor Statistics, QCEW 2022

EMPLOYMENT: JULY 2023

Labor Force:
33,336

Unemployment Rate:
5.8%

Per Capita Income:
\$42,376



Employment:
31,409

 **Unemployment:**
1,927

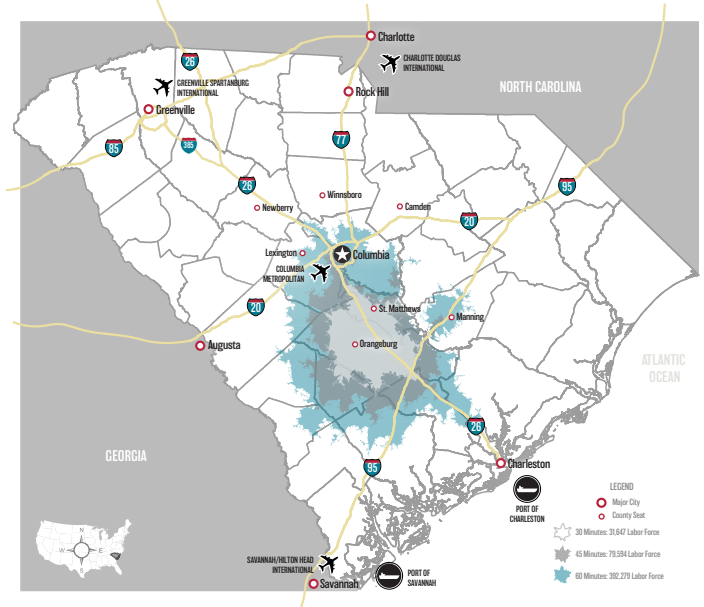
Source: US Bureau of Labor Statistics

TOP PRIVATE EMPLOYERS

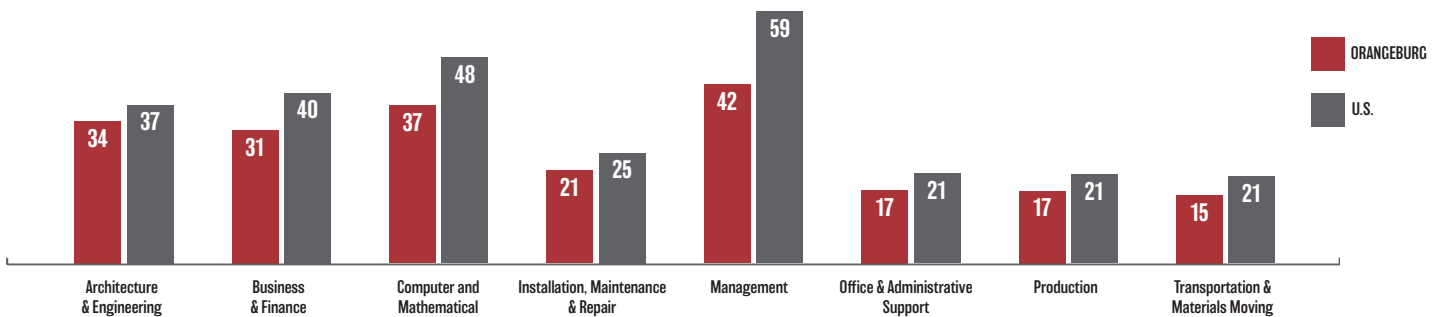
COMPANY	EMPLOYEES
MUSC Health - Orangeburg	1,400
Husqvarna	800
Food Lion Distribution Center	600
Zeus Industrial Products (HQ, mfg. + sales)	529
Allied Air Enterprise Inc.	400
SI Group	322
GKN Aerospace	300
The Okonite Company	250
Bimbo Bakeries USA	250
Koppers Utility & Industrial Products	208
North American Container Corp.	200
LafargeHolcim	200

Source: Central SC records and Reference USA

DRIVE TIME LABOR FORCE



HOURLY WAGES FOR SELECT OCCUPATIONS



Source: Lightcast, Occupation Table, Average Hourly Earnings, 2022-2023; wage values have been rounded to whole dollar